



Key Skills & Techniques




Collage has been around for a very long time. Cavemen may have used it by adding ribbons or slivers of grass or fur to images such as mammoths drawn on a rock wall.

Matisse used 'cutouts' to create his collages when his eyes became too poor to paint. He 'drew' by cutting out



Printing is the technique of reproducing one image from one surface onto another – there are lots of different types of printing




Monoprinting – can only be done once directly onto the inked up surface

Key Vocabulary


Key Vocabulary	Definition
Collage	art in which bits and pieces of paper and fabric have been pasted onto a 2-dimensional surface.
cut-out	The words Matisse used to describe his method of creating pictures with scissors and coloured paper.
geometric shape	Shapes we can name, e.g. square, rectangle, triangle, circle.
organic shape	A shape we cannot give a name to, unlike a geometric shape. These shapes are often found in the natural world.
printing	To repeat an image using different printing techniques
Mono printing	An image that can be printed once only by drawing directly onto the ink or back of the paper

Red vocab is an extension if needed


Key Artists & Knowledge & key questions



Children need to only recall the knowledge in black
 Henri Matisse 1869- 1954 France
 Matisse was an old man and in poor health. He could no longer draw or paint easily, so he began working on his collages, which he is best remembered for.



Henri Matisse
Large Decoration with Masks 1953
 Who is the artist who drew with scissors?
 Cutting and sticking is called? collage



Pablo Picasso (as recap) (born 1881 in Spain) was also known for print making 'Art is a lie that makes us realise the truth'

Picasso

Another technique we have explored by using rollers and inks/ paint is called? Printing

Prior Learning

IN Reception children will have:

Printing: used different tools through printing and repeated a print to make a simple pattern. They will have printed with a range of hard and soft materials e.g. corks, pen barrels, sponges, bubble wrap.
 mono printing - explored mono-print (printing dragons or penguins by drawing straight onto an inked up tile or board).

Collage:
 They cut and tore paper and card for their collages. They built layers of materials to create an image with support? Used a range of materials to combine for effect (Eric Carle illustrations).
 Nursery will have also explored transient art with found and natural objects (Goldsworthy)