



Meadows First School Knowledge Organiser
SUBJECT Design and Technology

TERM YEAR GROUP 4
FOCUS/ THEME: Sewing to make rainforest stuffed animals.



Techniques /Skills:

The pupils will design and make a stuffed animal.

- Pupils will generate ideas, considering the purposes for which they are designing.
- Make labelled drawings from different views showing specific features.
- Evaluate products and identify criteria that can be used for their own designs. *For Example, that a single fabric shape can be used to make a 3D textiles product.*
- Join and combine materials and components accurately in temporary and permanent ways. Sew using a range of different stitches,
- Measure, tape or pin, cut and join fabric with some accuracy. Evaluate their ideas and products against their own design criteria and consider the views of others to improve their work.
- Evaluate their work both during and at the end of the assignment.



Key Vocabulary

| Word/ term | definition |
|---|--|
| Felt  | Felt is a textile material that is produced by matting, condensing and pressing fibres together. |
| Fray  | Become worn at the edges. Felt doesn't fray easily. |
| Thread | Children need to be able to thread their needle independently and use it safely. |
| Needle | Fine, slender polished metal used to sew. |
| seam | A seam is the line where two pieces of fabric are sewn together. |
| function | What the product does. What is the purpose? |

Key People / information


You may use **other stitches** than running stitch from year 2. What **decorations** will you need? You may stick on your features.
Now you may like to sew on buttons or beads for eyes or extra felt for claws.

Prior Knowledge, recap and retrieval:


Year N- Weaving- Explore and develop control.
Year 2- Binca Bookmark
What do you use to sew?
When you weave cotton up and down you make a _ _ _ _ _ (stitch)

Resources: Books, internet sites,places to visit, Web sites and books:

See Resources to help in the DT subject Leader file.



How to sew on a button



Simple sewing stitches.

History of stuffed animals

<https://www.youtube.com/watch?v=jENRuFJIBhk>

