






Meadows First School Knowledge Organiser	ART	Year 4 Autumn 2 Focus: paint, drawing colour pattern texture & printing											
Key Skills		Key Vocabulary											
 <p>Whilst studying the works of William Morris, you will look at colour, pattern and texture and develop the skill of printing by making a printing block from polystyrene and then repeating this pattern onto fabric . This is called press printing – the polystyrene is called a block – William Morris used wood to make his blocks for making wallpaper, material etc for interior design</p>  <p>Children will draw from observation of W Morris prints - careful sketches of flowers and plants and then use watercolour paints to add detail to their design. Showing careful brushwork and colour mixing.</p>		<table border="1"> <thead> <tr> <th data-bbox="1111 181 1355 240">Vocabulary</th> <th data-bbox="1355 181 2083 240">definition</th> </tr> </thead> <tbody> <tr> <td data-bbox="1111 240 1355 304">Textile and fabrics</td> <td data-bbox="1355 240 2083 304">Materials such as cloth</td> </tr> <tr> <td data-bbox="1111 304 1355 373">Press printing from blocks</td> <td data-bbox="1355 304 2083 373">Creating an image on a block of card/ polystyrene/ wood from which you can print</td> </tr> <tr> <td data-bbox="1111 373 1355 437">botanical</td> <td data-bbox="1355 373 2083 437">Natural plants/ foliage</td> </tr> <tr> <td data-bbox="1111 437 1355 507">Arts & craft</td> <td data-bbox="1355 437 2083 507">Started in Britain – skilled arts people and crafts people working with simple beauty found in nature</td> </tr> </tbody> </table>	Vocabulary	definition	Textile and fabrics	Materials such as cloth	Press printing from blocks	Creating an image on a block of card/ polystyrene/ wood from which you can print	botanical	Natural plants/ foliage	Arts & craft	Started in Britain – skilled arts people and crafts people working with simple beauty found in nature	<p>Children do not need to know 'red' but it can challenge and extend knowledge. The core characteristics of the Arts and Crafts movement are a belief in craftsmanship which stresses the inherent beauty of the material, the importance of nature as inspiration, and the value of simplicity, utility, and beauty.</p>
Vocabulary	definition												
Textile and fabrics	Materials such as cloth												
Press printing from blocks	Creating an image on a block of card/ polystyrene/ wood from which you can print												
botanical	Natural plants/ foliage												
Arts & craft	Started in Britain – skilled arts people and crafts people working with simple beauty found in nature												
Key Knowledge and Questions		Prior knowledge											
<h2 data-bbox="143 879 465 927">William Morris</h2> <p data-bbox="143 959 277 983">Born: 1834</p> <p data-bbox="143 995 277 1019">Died: 1896</p> <p data-bbox="143 1032 479 1056">Specialism: Textile Designer</p> <p data-bbox="143 1069 591 1125">Most recognised media: Watercolour, printing</p> <p data-bbox="143 1137 398 1161">Style: Arts and Crafts</p> <p data-bbox="109 1201 775 1273">Who was William Morris? A British artist who designed wallpapers and textiles</p> <p data-bbox="109 1278 701 1302">What art movement was he part of? Arts and craft</p> <p data-bbox="109 1315 804 1339">What type of art work did he do? Textile designer/ printing</p> <p data-bbox="109 1351 819 1407">Explain process of printing: (make a block from polystyrene etc) and use rollers and ink</p>	  	<p>Printing</p> <p>EYFS will have explored mono printing using objects, or direct drawing onto an inked surface</p> <p>Year 2 – will have made block prints from card</p> <p>Year 3: as part of the roman topic they will have printed roman mosaics</p> <p>In year 2 they will have made printing blocks from collage scraps to print</p> <p>Drawing</p> <p>Year 3: Observational sketching based on Blossfeldt (a photographer of natural botanical plants. They will look more carefully at detail and design</p> <p>Water colour painting -this will build on from the work last term where the children painted illuminated lettering based on Lindisfarne Gospels</p> <p>The children are refining and developing their painting skills – carefully mixing colours and blending paint and showing how to look after brushes and watercolour paints.</p>											