



Reception Newsletter



Friday 24th October

As we come to the end of our first half term we want to say a huge well done to the children in both classes. They have settled so well this half term and should all be extremely proud of themselves. We hope that they (and you!) have the opportunity to recharge their batteries over the holiday, ready for all the opportunities and experiences that will come next half term.

In the first week back we will be starting our "Heroes" theme and will be talking about real life heroes including those that work for the NHS, police, fire and ambulance services. If you yourself or any wider family members work for the emergency services, we would love to talk about known people in our classes during the next half term to help bring these vital roles to life for our children. If any photos in uniform or at work could be sent in via the class emails, these would be greatly appreciated!

Phonics

This week we have learned 4 new sounds: h, b, f & l. During this first half term, we have also learned 3 tricky words. Tricky words are common words where at least one letter shape is making a different sound than expected. We have learned how to recognise and say: **I, is** and **the**. The children have made super progress and we are able to see application of their skills within the classrooms.



Reading

Please get in lots of practise with the blending packs over the half term, lots of short sessions are more effective than a couple of long sessions!

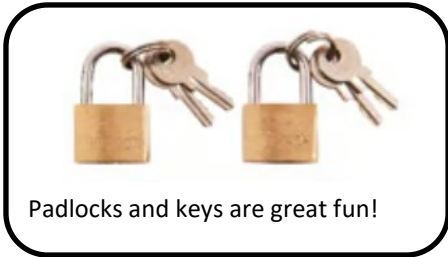
Mathematics - This week we have mainly focused on composition and early addition of numbers to 5. These key facts are very important during our year and underpin much of our numberwork going forward. Exploring the 'whole' of a number and splitting it down into '2 parts' helps children to deepen their understanding of individual numbers.

Both classes will have Forest School and P.E. on the same days as they currently have and both classes will have these sessions during the first week back after the half-term holiday.


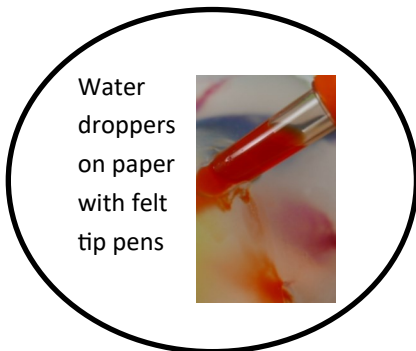
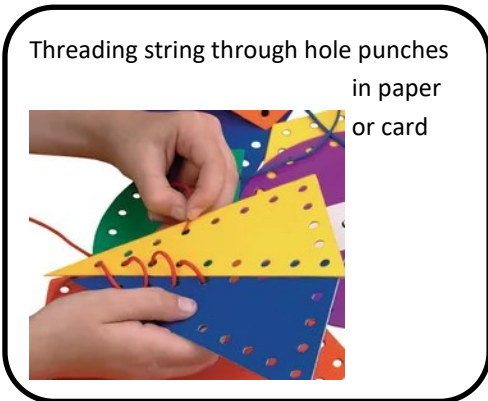
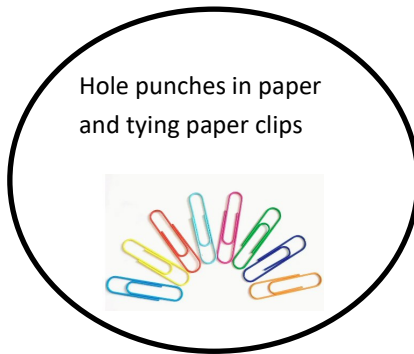
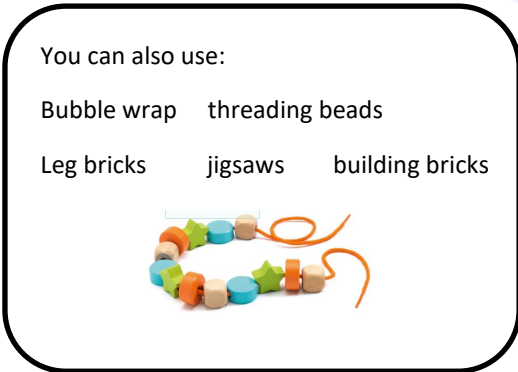
On the next page are some ideas for how you can help your child develop their fine motor control. Good fine motor control is vital for developing consistent writing and drawing technique. Any activity that helps children strengthen their fingers and develop close coordination really helps boost fine motor control!













Please follow this link to find some helpful videos explaining how we deliver phonics in school and for more information for how you can continue to support phonics learning at home: [For parents | Letters and Sounds](#)

As a 'warm up' to handwriting and letter formation, we practise fine motor skills in Reception. You may have heard your child talking about dough disco and hammering golf tees into pumpkins! All of these activities help to strengthen the fingers and hands ready for writing.



Fine Motor skills



 	 <p>helicopter</p>	<p>Open your mouth and breathe out sharply h h h</p>	<p>Down, up and over the helicopter.</p>
 	 <p>bear</p>	<p>Put your lips together and say b as you open them b b b</p>	<p>Down the bear's back, up and around its tummy.</p>
 	 <p>flamingo</p>	<p>Open your lips a little; put your teeth on your bottom lip and push the air out to make the sound fffff</p>	<p>Down the flamingo to its foot and across its wings.</p>
 	 <p>lollipop</p>	<p>Open your mouth a little; put your tongue up to the top of your mouth, behind your teeth, and press lllll</p>	<p>Down the lollipop stick.</p>