






Meadows First School Knowledge Organiser	ART	Year N SPRING 2	Focus: Sculpture & Form - pattern GOLDSWORTHY										
<p>KEY SKILLS & art techniques</p> <p>Exploring the natural world by creating patterns using found objects which can be photographed to keep a record. Andy Goldsworthy often explored patterns, shapes and lines. Try to keep them as simple as possible.</p>   <p>collect stones/ leaves/ pine cones and use them to create patterns and shapes.</p> <p>Collect natural 'found' objects for using for observational sketching back in the classroom/ or outside with clipboards</p> <p>Explore using pencils and charcoal</p> 	<p>Key Vocabulary</p> <table border="1"> <thead> <tr> <th data-bbox="1108 178 1243 236">Key Vocabulary</th> <th data-bbox="1243 178 2027 236">Definition</th> </tr> </thead> <tbody> <tr> <td data-bbox="1108 236 1243 343">sculpture</td> <td data-bbox="1243 236 2027 343">Making art in 3d form (something to touch/ walk around/ hold)</td> </tr> <tr> <td data-bbox="1108 343 1243 450">spirals</td> <td data-bbox="1243 343 2027 450">A shape made by continually going round – swirls and circles</td> </tr> <tr> <td data-bbox="1108 450 1243 557">rubbings</td> <td data-bbox="1243 450 2027 557">Using natural material to create patterns and shapes by crayoning over the object onto paper</td> </tr> <tr> <td data-bbox="1108 557 1243 663">patterns</td> <td data-bbox="1243 557 2027 663">Repeating a colour or shape to build up an image</td> </tr> <tr> <td data-bbox="1108 663 1243 770">organic shape</td> <td data-bbox="1243 663 2027 770">A shape we cannot give a name to, unlike a square. These shapes are often found in the natural world.</td> </tr> </tbody> </table>	Key Vocabulary	Definition	sculpture	Making art in 3d form (something to touch/ walk around/ hold)	spirals	A shape made by continually going round – swirls and circles	rubbings	Using natural material to create patterns and shapes by crayoning over the object onto paper	patterns	Repeating a colour or shape to build up an image	organic shape	A shape we cannot give a name to, unlike a square. These shapes are often found in the natural world.
Key Vocabulary	Definition												
sculpture	Making art in 3d form (something to touch/ walk around/ hold)												
spirals	A shape made by continually going round – swirls and circles												
rubbings	Using natural material to create patterns and shapes by crayoning over the object onto paper												
patterns	Repeating a colour or shape to build up an image												
organic shape	A shape we cannot give a name to, unlike a square. These shapes are often found in the natural world.												
<p>Key KNOWLEDGE & ARTISTS & KEY QUESTIONS</p> <p>ANDREW GOLDSWORTHY (b. 1956 in Cheshire) Rowan Leaves inspired by nature</p>   <p>Pattern – What is a repeating pattern? Make a repeating pattern using found materials – eg stick leaf stick leaf – take a photograph to record it</p> <p>Sculpture – what is a sculpture? Use found objects to make a sculpture (eg build a tower with sticks/ stones and photograph it</p>	<p>FUTURE LEARNING IN RECEPTION</p> <p>Transient art explored through MIRO – all about me (using objects and collage to create self portraits/ images of self)</p> <p>Sculpture – explored through Georgie O'Keefe – large scale papier mache plants and animals</p> <p>Drawing: found objects (sunflowers in autumn term) and minibeasts/ flowers/ fauna and flora from forest school</p> <p>Sketching self portraits</p> <p>Can they use different pens/ crayons/ tools to mark make? Can they express their feelings through drawing? Can they create moods in their drawings? Can they draw controlled lines and use the skill to make different shapes Can they interpret an object through drawing? Can they draw from real life using observation as well as imagination? Can they begin to develop an understanding of LINE through mark making</p> <p>Experiment with the visual elements; line, shape, pattern and colour.</p>												