





# Year 2



Year 2 went diving for treasure this week as our classrooms became temporarily flooded with the Atlantic Ocean. Whilst diving we found lots of strange artefacts and wondered where they came from.

To contact your class teacher by email:  
[hedgehogs@meadows.worcs.sch.uk](mailto:hedgehogs@meadows.worcs.sch.uk)  
[owls@meadows.worcs.sch.uk](mailto:owls@meadows.worcs.sch.uk)  
 We will endeavour to respond to all emails within 48 hours.

 English Homework  
 This week children will be working on their adjectives. They will need to identify which words are adjectives and can challenge themselves to think of some of their own.

<p><b>Reading Records</b></p>	<p>We will check reading records on a Monday but children should bring these to school every day.</p>
<p><b>P.E. Days</b>   Tuesday   Thursday</p>	<p>Come to school ready dressed for PE.</p>
<p> Wednesday   Thursday</p>	<p>Wear your PE kit, according to the weather as it may be outside, and trainers.</p>
<p>Friday  <b>Homework Spelling Tests</b></p>	<p>Your child will be sent home with either Maths or English homework.          Your child will bring their spelling test home for you to see progress.</p>

SPELLINGS TO LEARN

knock	knight
know	gnome
knee	kneel
knit	gnat
knew	gnaw

Key Words  
 door floor

Adjectives are words that describe nouns in a sentence.

Circle the **adjectives** in the sentences below:

1. The cat had pretty eyes.
2. Mark has long legs.
3. She cut her hand on the rough log.
4. The shiny diamond sparkled in the bright sun.
5. The calm penguin looked around the pebbly beach.
6. The huge elephant drank from the murky waterhole.
7. The small dog has fluffy, brown fur.

Read the sentences and circle the adjectives in each of them.



If you're feeling even more confident can you re-write the sentences above and swap out the adjectives for new ones:

---

---

---

---

---

---

---

---