

Meadows First School Knowledge Organiser

SCIENCE







Year 1 Autumn 2

Focus: Memory Box *(Everyday materials)*

Key Knowledge

I know the difference between an object and the material it is made from.

I can describe the properties of materials using these descriptions:

Material	Properties	Object
 Wood	<ul style="list-style-type: none"> • Hard • Strong • Stiff 	<ul style="list-style-type: none"> • Chairs. • Rulers. • Doors.
 Plastic	<ul style="list-style-type: none"> • Strong • Shiny • Bendy 	<ul style="list-style-type: none"> • Bottles. • Bags. • Pens.
 Glass	<ul style="list-style-type: none"> • Transparent • Smooth • Stiff 	<ul style="list-style-type: none"> • Windows. • Glasses. • Vases.
 Metal	<ul style="list-style-type: none"> • Hard • Strong • Shiny 	<ul style="list-style-type: none"> • Cars. • Cutlery. • Coins.
 Water	<ul style="list-style-type: none"> • Runny • Wet • Clear 	<ul style="list-style-type: none"> • Ice Lollies. • Puddles. • Clouds.
 Rock	<ul style="list-style-type: none"> • Hard • Strong • Natural 	<ul style="list-style-type: none"> • Walls. • Paths. • Buildings.

Hard	Not easily broken..
Soft	Easy to change its shape.
Stretchy	Can be made longer and wider.
Stiff	Doesn't change shape.
Shiny	Reflects light easily.
Dull	Not very bright or shiny.
Rough	Has an uneven surface .
Smooth	Has an even surface with no bumps.
Transparent	Easy to see through.
Waterproof	Stops water.
Absorbent	Soaks up water and other

I can compare and group materials based on their properties.



Key Vocabulary

Material	What an object is made out of.
Properties	A way to describe something. Glass is smooth for example.
Surface	An outside part or layer of something.
Object	A thing that can be seen or touched.
Liquid	Liquids can flow or be easily poured.

Working Scientifically

- Find out the best materials to make an umbrella by carrying out simple tests on waterproof materials.
- With support we will decide how to group different materials.
- We will talk with each other about different materials and what we can see.

Books, Internet Sites and Places to Visit.



Think Tank: <https://www.birminghammuseums.org.uk/thinktank/whats-on>